


How to Scan a Sound Shadows Tag and Access Your Sound Shadow

What is a Sound Shadow Tag?

Sound Shadow Tags come in two versions; Thumbnail and Low-light.

- The Thumbnail Tag is created using the finished Sound Shadow image, because it looks cooler and matches the color scheme of the design style you chose for the Sound Shadow piece itself. It works in most lighting conditions.



Thumbnail Tag

Low-light Tag

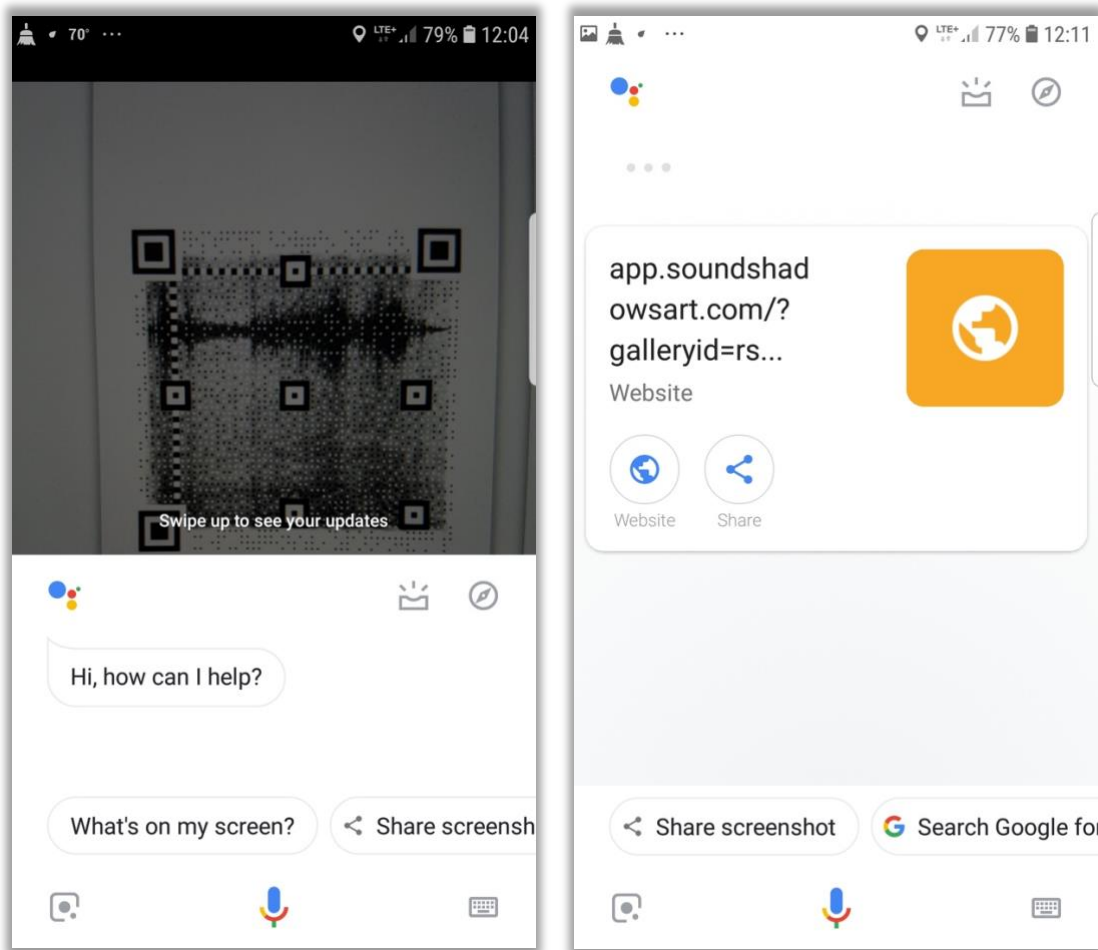
- The Low-light Tag is provided in case your piece is displayed in a setting with lower light, such as a den or bar.

iOS (i-Phone or iPad)

The easiest way to scan a Sound Shadow Tag (or any QR Code) is with your device's camera. Simply open your camera app, focus on the Tag and then select the link to open it up in your browser. If you'd rather use a specific app, you can download anything that scans a QR Code and use that in the same way.

Android

Most modern Android devices can scan a Tag with the device's camera app. You may need to hold the "Home" button down until a Google prompt "What's on my screen?" appears. Select that to open the Tag's link and select "Website".



Android Tag Scan – Follow the Website

A Scanner For all Devices

There are loads of options out there; paid and free (with adverts). One that we've found works well on most devices, and is really easy to use, is **QR Code Reader**. It does come with small adverts, but there's a paid version, too.

You can find it at <https://www.scan.me/download/>

Other Mobile Devices

If your device includes an app to scan a QR Code, or you can download one, you're in business! Check out the app store for your platform and find one you like.

Windows Phone

[QR Code Reader](#) for Windows Phone is available in the Microsoft Store.

Kindle

[QR Code Reader](#) is available for free!

Sharing the Link

You'll be tempted to share the link from your Sound Shadow Tag. We absolutely encourage it, **unless** the audio or video for the piece is protected by copyright, or otherwise licensed for your use only. This will mostly apply to sources like copyrighted music, for which we secure a single copy as part of the Sound Shadow purchase and link it to one instance of the Sound Shadow Tag.

Treat a Tag for a song like you would a music site login or a physical copy (does anyone use CDs anymore?). Respect performers' hard work and rights.

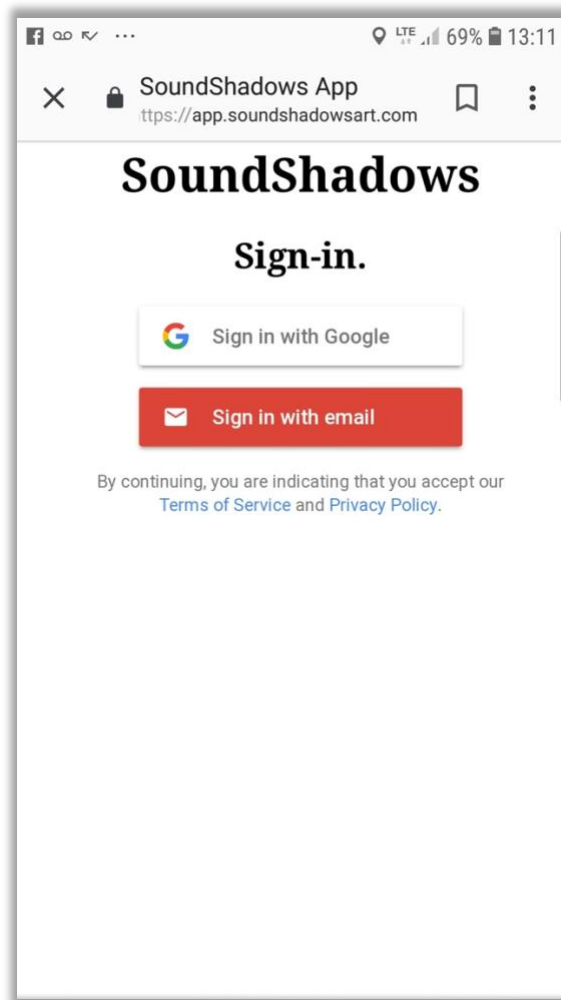
Logging In

If your Sound Shadow purchase **did not** include the privacy option, you don't have to do anything else except listen to your special sound and view the cool spectral analysis video. If, however you did opt for the privacy option, your Tag will take you to a login screen. This privacy option ensures your Sound Shadow media and spectral analysis is for your eyes only. You can elect to share the link with friends and family, and they'll need to log in, too.

Protect your Sound Shadow Tag like you would a house key, if you've selected a private Tag.

Private Tag Login

There are currently two methods for logging in securely, via your existing Google account (if you have one), or you can create and use a Sound Shadows account using your e-mail address as a user ID and a password of your choosing. Anyone you give access to the Sound Shadow Tag will need to do the same.



Private Tag Login

Additional login options may be available, in which case the appropriate icon will appear in the display. Once you're logged in, you'll be taken to your Sound Shadow video.